

STONE REAL ESTATE


CENTRAL AVE. & ADDISON ST. | PORTAGE PARK



+12,000
DIVISIBLE
Square Feet Available



\$94.6K
Average HH Income in a
One Mile Radius




New Construction Retail Space

PROPERTY DESCRIPTION

- Highly visible space with excellent frontage, ideal for Retail, Restaurant, and Medical uses;
- Surface parking lot for up to 18 cars;
- High ceiling heights of 24'6" and 14' which can accommodate multiple uses;
- Large outdoor seating area (19' sidewalk) with glass NanaWall;
- Space contains existing black iron venting in place;
- Multiple corners providing tremendous signage opportunities;
- Adjacent to Community First Medical Campus & Hospital which is a 300 bed, full service medical facility with +/- 1,000 employees;
- Click for [VIRTUAL TOUR](#)



174.5K
People in a
Two Mile Radius



123K
Households in a
Three Mile Radius



AREA CO-TENANTS



20K
Total Vehicles
Per Day

EXCLUSIVE AGENTS

Noah O'Neill 312/245-5206
noah@stonerealestate.com

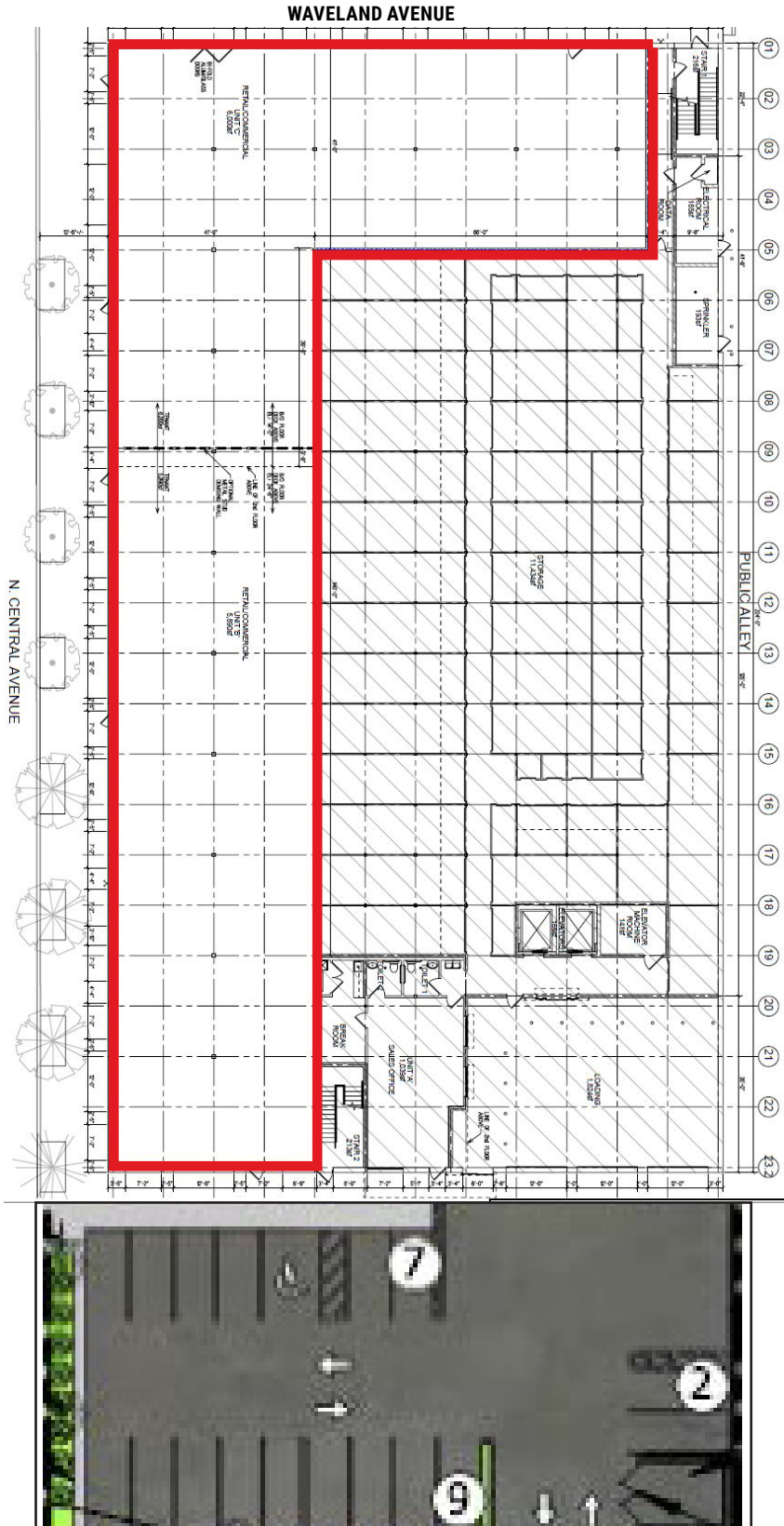
Ves Pavlovic 312/782-1374
ves@stonerealestate.com

STONE
REAL ESTATE

This information is from sources we deem to be reliable, however nothing contained herein should be construed as a representation on our part, as no independent verification of the information has been made by us.



CENTRAL AVE. & ADDISON ST. | PORTAGE PARK



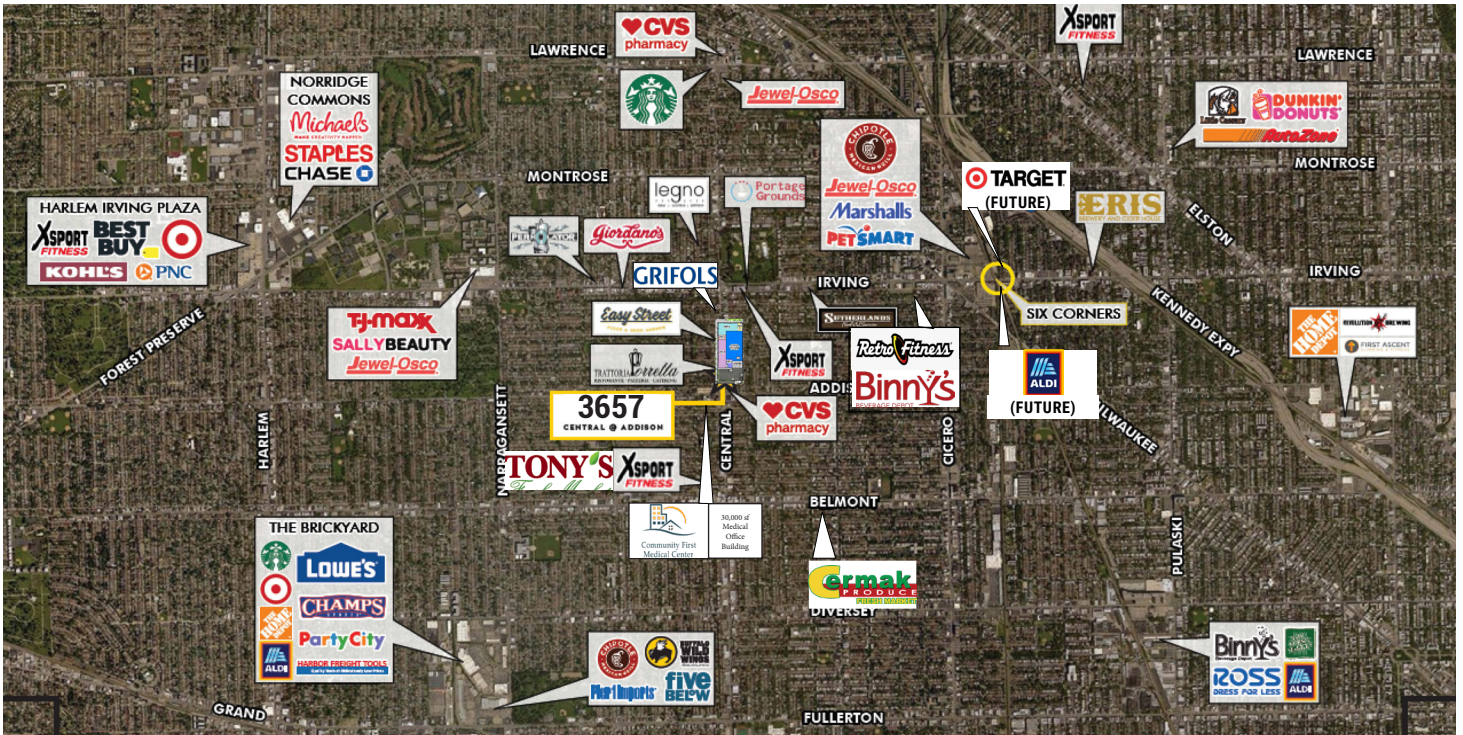
EXCLUSIVE AGENTS

Noah O'Neill 312/245-5206
noah@stonerealestate.com

Ves Pavlovic 312/782-1374
ves@stonerealestate.com

STONE REAL ESTATE

CENTRAL AVE. & ADDISON ST. | PORTAGE PARK



EXCLUSIVE AGENTS

Noah O'Neill 312/245-5206
noah@stonerealestate.com

Ves Pavlovic 312/782-1374
ves@stonerealestate.com

STONE
REAL ESTATE