

STONE REAL ESTATE

# CENTRAL AVE. & ADDISON ST. | PORTAGE PARK




**3.2-8K**

DIVISIBLE  
Square Feet Available



**\$94.6K**

Average HH Income in a  
One Mile Radius



## New Construction Retail Space

### PROPERTY DESCRIPTION

- Highly visible space with excellent frontage, ideal for Retail, Restaurant, and Medical uses;
- Surface parking lot for up to 18 cars;
- High ceiling heights of 24'6" and 14' which can accommodate multiple uses;
- Large outdoor seating area (19' sidewalk) with glass NanaWall;
- Space contains existing black iron venting in place;
- Multiple corners providing tremendous signage opportunities;
- Adjacent to Community First Medical Campus & Hospital which is a 300 bed, full service medical facility with +/- 1,000 employees;
- Click for [VIRTUAL TOUR](#)



**174.5K**

People in a  
Two Mile Radius



**123K**

Households in a  
Three Mile Radius



### AREA CO-TENANTS



**20K**

Total Vehicles  
Per Day

#### EXCLUSIVE AGENTS

**Ves Pavlovic** 312/782-1374  
ves@stonerealestate.com


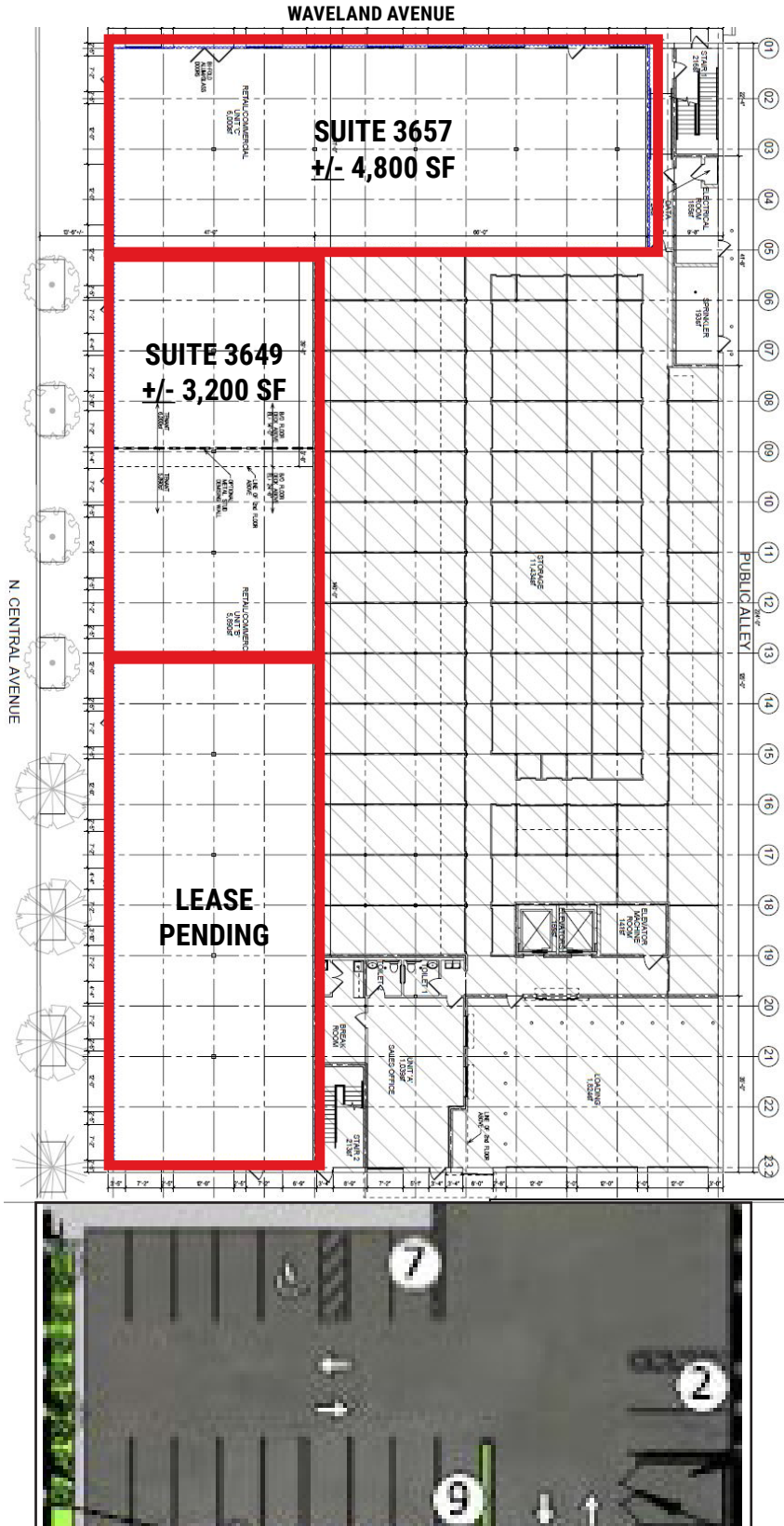
**Noah O'Neill** 312/245-5206  
noah@stonerealestate.com

**STONE**  
REAL ESTATE

This information is from sources we deem to be reliable, however nothing contained herein should be construed as a representation on our part, as no independent verification of the information has been made by us.



# CENTRAL AVE. & ADDISON ST. | PORTAGE PARK



EXCLUSIVE AGENTS

**Ves Pavlovic** 312/782-1374  
ves@stonerealestate.com

**Noah O'Neill** 312/245-5206  
noah@stonerealestate.com

**STONE**  
REAL ESTATE

STONE REAL ESTATE

# CENTRAL AVE. & ADDISON ST. | PORTAGE PARK



EXCLUSIVE AGENTS

Ves Pavlovic 312/782-1374  
ves@stonerealestate.com

Noah O'Neill 312/245-5206  
noah@stonerealestate.com

STONE  
REAL ESTATE